

# Parkinson's Disease Detection Using Python.

Keerthisaa.S  
Computer Science and Engineering  
Bannari Amman Institute of  
Technology  
Sathyamangalam, Erode, Tamilnadu-  
638401  
keerthisaa.cs22@bitsathy.ac.in

**Abstract**—Parkinson's disease is a progressive neurodegenerative disorder that affects the nervous system, motor functions and parts of the body controlled by the nerves. The main motor symptom is "parkinsonism" or "parkinsonian syndrome". Symptoms start slowly. The first symptom may be barely noticeable tremor in one hand, but the disorder may also cause stiffness or slowing of movement. The avoidances in the voice will affirm the side effects of Parkinson's infection. In our model, an enormous measure of information is gathered from the typical individual and furthermore recently impacted individual by Parkinson's infection. From the entire information 60% is utilized for training, 40% is utilized for testing. The information of any individual can be entered in database to check whether the individual is impacted by Parkinson's infection or not. There are 24 columns in the dataset every column will show the side effect upsides of a patient aside from the status column. The status segment has 0's and 1's. Those values will conclude the individual is affected with Parkinson's sickness. 1's demonstrate individual is affected, 0's indicate normal conditions.

**Keywords**—Parkinson's disease, Pandas, Sklearn, XGBoost, decision tree

## I. INTRODUCTION

Parkinson's disease is a brain disorder that causes accidental or wild developments, like shaking, stiffness, and trouble with balance and coordination. It has 5 phases to it and influences more than 1 million people consistently in India. This is persistent and has no fix yet. It is a neurodegenerative problem influencing dopamine-creating neurons in the brain. Side effects generally start slowly and demolish over the long run. As the disease increases, individuals might experience issues strolling and talking. They may likewise have mental and social changes, rest issues, despondency, memory challenges, and fatigue. While essentially anybody could be in danger of fostering Parkinson's, some exploration studies recommend this sickness influences a larger number of men than ladies. It's unclear why, however studies are in progress to comprehend factors that might expand an individual's risk. One clear risk is age: Although the vast majority with Parkinson's initially foster the infection after age 60, around 5% to 10% experience beginning before the age of 50. Early-onset forms of Parkinson's are often, but not always, inherited, and some forms have been linked to specific gene mutations.

### A. Causes and Risk Factors of Parkinson's Disease:

Parkinson's disease is caused by a deficiency of nerve cells in the part of the cerebrum called the substantia nigra. Nerve cells in this part of the mind are responsible for producing a chemical called dopamine. Dopamine goes about as a messenger between the parts of the cerebrum a sensory system that help control and co-ordinate body movements. If these nerve cells die or

becomes damaged, the amount of dopamine in the brain is reduced. This implies the part of the cerebrum controlling development can't function as well as would be expected, making developments become slow and abnormal. The loss of nerve cells is a slow process. The side effects of Parkinson's disease generally possibly start to develop when around 50% of the nerve cell activity in the substantia nigra have been lost.

### B. Symptoms of Parkinson's Disease:

1. Tremor in hands, arms, legs, jaw, or head
2. Muscle stiffness, where muscle stays contracted for quite a while
3. Slowness of Movement
4. Impaired Balance and coordination, in some cases leading to falls.

Other side effects might include:

- Sadness and other emotional changes
- Difficulty swallowing, chewing and speaking
- Urinary issues or blockage
- Skin problems

## II. OBJECTIVES

### A. Aim of the Project:

The primary point is to test the capacity of motor function of the patient with Parkinson's disease.

### B. Scope of the Project:

The scope of this undertaking is to show the high accuracy of detecting Parkinson's disease in beginning phase.

## III. DESIGN AND STRATEGIES

### MODULE 1:

Collection of Data

### MODULE 2:

Training the Data and Testing the Data

### MODULE 3:

Applying XGBoost Algorithm

### MODULE 4:

Completion of Code

#### IV. EXISTING PROBLEM OF THE DISEASE

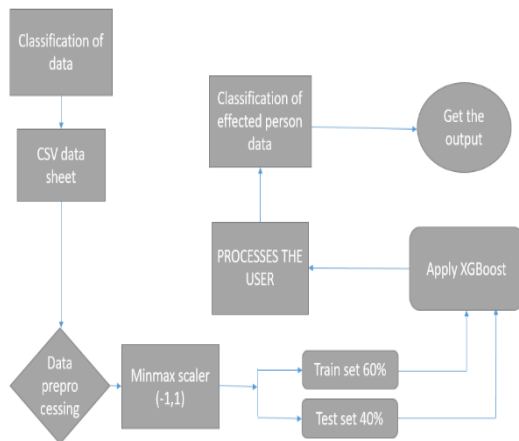
Parkinson's disease is thought to be caused by a mix of genetic and environmental causes. Parkinson's Disease is a highly varied condition. There are certain similarities even though no two people with Parkinson's disease have the same experience. About 1 million Americans and 10 million people worldwide suffer from Parkinson's disease. The loss of dopaminergic neurons, which control movement and are crucial to the course of Parkinson's disease, in the substantia nigra region of the brain is the primary finding in the brains of PD patients. According to surveys by physicians and scientists, it is difficult to manually analyse Parkinson's disease. The condition affects the sufferer greatly and worsens as more time passes before it is discovered.

#### V. PROPOSED PLAN

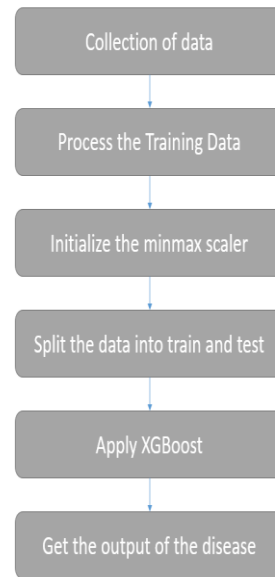
According to a survey by doctors and scientists, it was difficult to analyse Parkinson's disease. It was also claimed that this disease involves a wide range of symptoms, including hand tremors, mental difficulties, and more. There is no other specific approach to examine Parkinson's disease than manual examination. So, using this model, you can determine if someone has Parkinson's disease or not. For this, a data set known as the "Parkinson's disease detection dataset" is created using the voice frequency of the patients. The data set is imported using the Pandas package and then analysed to quickly identify Parkinson's illness. The Parkinson's disease patient's voice frequency is displayed in 24 columns of data in the data set. The dataset's "status" column, which deals with the disease prediction, contains two main values: 0 and 1. If the patient's status column value is 0, they are in good health. If it is 1, they have Parkinson's disease.

#### VI. IMPLEMENTATION

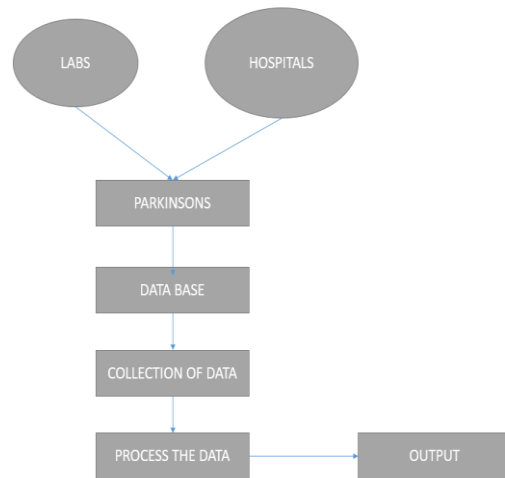
##### A. Architecture Diagram:



##### B. Data Flow Diagram:



##### C. ER Diagram:



##### D. Sequence Diagram:



loss result from late discovery. Thus, it is important to diagnose it early. We used machine learning methods like XGBoost for early illness diagnosis. We examined our data on Parkinson's disease and discovered that the best algorithm for predicting the disease's development is XGBoost. This will allow for early treatment and potentially save a life.

#### IX. REFERENCES

- [1] Dickson, D.W. Neuropathology of Parkinson disease. *Parkinsonism Relat. Disord.* 2018, 46 (Suppl. 1), S30–S33.
- [2] Kalia, L.V.; Lang, A.E. Parkinson's Disease. *Lancet* 2015, 386, 896–912.
- [3] D. Heisters, "Parkinson's: symptoms treatments and research", vol. 20, no. 9, pp. 548-554, 2011.
- [4] Mahlknecht, P.; Krismer, F.; Poewe, W.; Seppi, K. Meta-Analysis of Dorsolateral Nigral Hyperintensity on Magnetic Resonance Imaging as a Marker for Parkinson's Disease. *Mov. Disord.* 2017, 32, 619–623.
- [5] N. Singh, V. Pillay, and Y. E. Choonara, "Advances in the treatment of Parkinson's disease," *Prog. Neurobiol.*, vol. 81, pp. 29–44, Jan. 2007.
- [6] S. Lahmiri and A. Shmuel, "Detection of Parkinson's disease based on voice patterns ranking and optimized support vector machine," *Biomed. Signal Process. Control*, vol. 49, pp. 427–433, Mar. 2019.
- [7] R. Prashanth and S. D. Roy, "Early detection of Parkinson's disease through patient questionnaire and predictive modelling," *Int. J. Med. Informat.*, vol. 119, pp. 75–87, Nov. 2018.